








Mats for Professional Use

Dust Control Matting



Index and Guide

Art	Product	Page
	Notrax® Product Testing	3
	Notrax® Matting Pictograms	3
	Notrax® Mats for Professional Use	6
	Benefits of Anti-Fatigue Matting	8/9
	Logo Mats – Custom Printed Mats	10/11
	Match your mat	12/13
	190 Logo Washable™	14/15
	199 Logo Imperial™	16/17
	193 Logo Standard™	18/19
	Déco Designs™	20/21
	Uni mats	22/23
	Indoor – Contract and Installation Matting	24/25
	380 Swisslon XT™	26/27
	113 Master Trax™	28/29
	103 Master Trax Lite™	28/29
	Indoor – Loose Lay Carpet Mats	30/31
	150 Aqua Trap®	32/33
	166 Guzzler™	34/35
	151 Diamond CTE™	36/37
	118 Arrow Trax™	38/39
	185 Essence™	40/41
	123 Polyplush LT™	42/43
	117 Heritage Rib®	44/45
	136 Polynib®	46/47
	Indoor/Outdoor – Contract and Installation Matting	48/49
	692 Master Flex HHP™ D12	50/51
	693 Master Flex HHP™ C12	50/51
	592 Master Flex™ D12	52/53
	593 Master Flex™ C12	52/53
	590 Master Flex™ D23	54/55
	591 Master Flex™ C23	54/55
	597 Master Flex C12/D12™ Safety Ramps	56/57
	596 Master Flex D23/C23™ Safety Ramps	56/57
	599 Oct-O-Flex™ 12 mm	58/59
	Outdoor - Contract and Installation Matting	
	564 Oct-O-Mat™ 23 mm	60/61
	539G Gripwalker™ 11 mm	62/63
	273 CiTi™ 16 mm	64/65
	274 CiTi™ 14 mm	64/65
	271 CiTi™ 10 mm	64/65
	Outdoor – Loose Lay Scraper Mats	
	599B Oct-O-Flex Bevelled™	66/67
	539B Gripwalker Edge™	68/69
	345 Rubber Brush™	70/71
	565 Soil Guard™	70/71
	267 Wayfarer® 16 mm	72/73
	266 Wayfarer® 14 mm	72/73
	265 Wayfarer® 10 mm	72/73
	Accessories	
	083 Bevelled Nosing 2 mm	74
	084 Bevelled Nosing 4 mm	74
	325 Bevelled Nosing 11 mm	74
	086 Notrax® Glue	75
	093 Recess Fillers 6 mm	75
	094 Recess Fillers 8 mm	75
	095 Recess Fillers 10 mm	75
	090 Mat Hold™	75



Notrax® Matting Testing & Pictograms

Notrax® Mats for Professional Use are subject to rigorous testing by independent laboratories prior to their introduction to the market. Our Product Testing Chart shows the following relative comparisons between the Notrax® mats featured in this brochure:

Example Product Testing Chart



Water Retention

Indicates the moisture retention of an entrance mat during actual usage. The higher the pointer in the test chart, the more litres of water per square meter that can be contained within the mat.

Crush Resistance

Indicates the time it takes for a mat to lose its attractive appearance and functionality. This test simulates the wear an entrance mat will receive under normal foot traffic. The higher the pointer in the test chart, the greater its resistance to wear and crushing.

Dust Control

Indicates the amount of debris an entrance mat can capture, hold and hide during actual usage. The effectiveness of this function is owed to a combination of manufacturing techniques and the quality of yarns used. The higher the pointer in the test chart, the more debris is scraped off shoes.



Indoors
For indoor use.



Drainage
Allows water to drain through, leaving a clean and dry surface.



Light Traffic
Suitable for light foot traffic conditions in offices and retail shops.



Wheelchair Friendly
Smooth top surface or low profile and bevelled edges are ideal for wheelchairs, carts or suitcase wheels.



Portico
Can be used outdoors in protected, covered or portico areas that are not exposed to rain.



Cold Resistant
Can withstand exposure to weather extremes.



Dirt Scraping
Scraping function removes debris from soles to prevent dirt and grime from entering the building.



Washable
Washable up to 50° celsius.



Outdoors
Can be used outdoors in any weather.



Heavy Traffic
Suitable for heavy foot traffic conditions in busy public areas, hospitality and commercial environments.



High Heels
Suitable for use with high heels.



Modular System
Interlocking mats allow on-site customization with snap together units that can be assembled in any shape or form.



Absorbing
Absorption capacity is measured in litres per square meter.



Medium Traffic
Suitable for medium foot traffic conditions in schools, offices and retail environments.



Stairs
Suitable for installation on stairs.



Fire Retardant
Fire rating of Bfl-S1 or Cfl-S1 tested according to EN 13501-1. Matting is designed to resist the spread of fire, substantiated by test certifications from independent laboratories

Confidence



Notrax® is a portfolio company of Justrite Safety Group.

For over a century, Justrite Safety Group has helped protect where the world works. Our mission is to identify workplace vulnerabilities and guide customers in creating an ecosystem of safety—so your team can work with confidence.



Start with the Essential™



A Growing Justrite Family

In recent years we have grown, expanding Justrite Safety Group through the acquisition of other strong, valuable companies. Because of these exciting changes, we want to share our story with you—one of an unrivalled safety portfolio, expertise in environmental protection, a global network of brands, and a steadfast dedication to our customers' safety.

Start with the EssentialSM

The essence of our company is captured in a new tagline: Start with the EssentialSM. At Justrite, everything starts with safety. Protecting people, property and the planet is our first and greatest responsibility. We provide the essential safety products you need to protect your workers and workplace.

Our company logo has recently evolved. The new logo honours our heritage in fire safety, while reflecting our expertise in containment and environmental protection.

For more information, please visit www.notrax.eu/about-us.



Justrite Safety Group offers industrial safety solutions and expert advice from our portfolio companies around the world.

We cover every facet of the industrial safety landscape—from the storage, containment and clean-up of hazardous materials to motion safety and emergency showers.

Whatever your needs, we can help you build the foundation of a safe, productive workplace.





R.E.A.C.H.

REACH is the European Community Regulation on chemicals and their safe use (EC 1907/2006). It deals with the Registration, Evaluation, Authorisation and Restriction of Chemical substances. The law entered into force on 1 June 2007 assigns manufacturers the responsibility of providing high level human and environmental protection from the use of chemicals in manufacturing. Notrax® does not use any substances currently included on the SVHC (Substances of Very High Concerns) list under REACH, including Di-octyl phthalate (DOP) plasticizer. Further information about our stand on sustainability can be obtained at www.buynotrax.eu for registered distributors or upon email request to saleseu@justrite.com.

Product Warranty

All Notrax® floor matting is manufactured of the highest quality material and workmanship. Dependability and service of our products are guaranteed against defects in material for one year from date of purchase provided manufacturer's recommended usage and maintenance is followed. Buyer has the responsibility to determine the suitability of the product and assumes any liability in connection with such use. Seller shall not be liable for damages in excess of purchase price of product. In the unlikely event of a Notrax product being faulty, a full refund or replacement (based on manufacturer's discretion) will be made. Warranty claims must be authorized for return and shipped prepaid for inspection and evaluation. For information about floor matting maintenance: www.notrax.eu/news.

Notrax® has a full selection of outdoor and indoor entrance matting for professional use. Notrax® professional dust control matting products are designed to:

- Remove dirt and moisture from shoes
- Prevent debris from travelling within facilities
- Make entrance ways look clean and tidy
- Reduce slip hazards

Up to 80% of interior soil is brought into facilities from foot traffic. The utilization of matting ensures that the majority of dirt will be stopped at the entrance and will not build up on floors. This reduces floor maintenance and the need for cleaning chemicals significantly. Matting also extends the life of the floor by absorbing much of the initial abuse.

Entrance matting helps to reduce the risk of slips and falls. The absorbing function of mats dries shoes to prevent slipping while rubber or vinyl backing that is moisture resistant and slip resistant prevents the mat from shifting to prevent sliding, tripping or falls even further. Notrax® has a range of single zone, multi-zone and multi-functional mats in a variety of colours and materials that suit any entrance to create a total entrance matting solution for a comfortable and safe environment.

Product Innovation

Our brand of Notrax® mats for professional use has become synonymous with quality, flexibility and customer service. What started as a small family-owned mat repair company has quickly grown to a global company, and now as part of the Justrite Safety Group, we excel in the design and manufacture of anti-fatigue matting, safety matting and entrance matting for industrial and commercial applications. As interior and building design advances and product manufacturing processes evolve, so do our matting products. Our innovations team continues to design state-of-the-art products through intense research and development using new technologies, new design techniques and new ideas. We are constantly seeking new ways to meet the changing needs of the industry. We focus on customer problems and working together with them to create matting solutions. Notrax® products are sold globally through our trusted distributor network of matting experts, operating in niche segments of aggregate suppliers, cleaning and hygiene, installation experts, interior designers, project developers, and many more.

Understanding and responding to the markets' specific needs reflects our interest and pleasure in serving our distributors and their customers. Examples of this include the development of mass customization capabilities and online integration with customers. As one of the world's largest integrated manufacturers of mats for professional use, our belief in strong relationships is the foundation of our business.

With facilities in Europe and the United States, we constantly seek to reduce the environmental impact of our processes. This means that we aim to grow our business in an environmentally responsible manner, and we do this by focusing on diminishing waste, using recycled materials where possible, and by obtaining materials from sustainable sources.

The "Lean" organization of our operations not only enables us to stay competitive and provide fast service, it also enables our customers to participate in a joint effort to reduce the carbon footprint simply by making use of our electronic purchasing and invoicing services and drop shipment capabilities.



Founded in 1948 by Charles J. Wood (far right).

This catalogue highlights the solutions Notrax® offers for your professional dust control entrance matting applications. Feel free to also ask for the latest Notrax® brochure for Ergonomic, Anti-fatigue & Safety Matting.

Thank you for choosing Notrax®.

René Vieveen
Managing Director

Justrite Safety Group EMEA BV



Benefits of Entrance Mats

The entrance is the building's first impression. As with any introduction – to people, places, or products – first impressions are critical.

Entrances have to satisfy a variety of requirements including attractive design, high throughput rate (even during the busiest of times) and excellent functionality.



The benefits of entrance mats have been recognized by many sustainable and environmental building assessors, such as LEED (Leadership in Energy and Environmental Design) and BREEAM (Building Research Establishment Environmental Assessment Method).

Entrance mats reduce cleaning costs

70-80% of the dust, dirt and grime in public buildings is tracked in from the outside and spread throughout floors (International Sanitary Supply Association). Over a 20-day period, 1000 people can walk in 9.6 kilograms (24 pounds) of dirt into a building (ISSA). Twelve times as much dirt is tracked in during wet weather conditions based on field tests conducted by BST Laboratory over an 11-month period.

Entrance mats contribute to improved indoor air quality

Indoor air pollution is one of the top five environmental risks to public health as indoor air is found to be up to 70 times more polluted than outdoor air (Environmental Protection Agency) and most people spend 60-90% of their time indoors. (American Lung Association). Controlling the concentration of particulates through prevention and cleaning can help relieve symptoms and prevent disease. Outside dirt can cause breathing problems, allergies and aggravate asthma.

Entrance mats protect and preserve interior flooring


Constant tracking of dirt into the building is also a prime factor in the wearing of interior floors and carpeting. Dirt and soils have a texture that is similar to a razor which are ground into floors during walking, causing scraping on smooth flooring and as carpets are walked on, their fibres can be frayed. Within the first 6 feet, 42% of the floor's finish or carpet nap will be removed after only 1500 people have entered. Entrance mats absorb much of the initial abuse to extend the life of interior flooring.

Entrance mats help to prevent slips, trips and falls

Wet, slippery floors are dangerous. Entrance matting also reduces the risk of slips and falls. The absorbing function of mats dries shoes to prevent slipping. Entrance matting can absorb up to 5 litres of water per square meter to ensure that shoes are dried properly to avoid slips and falls on wet floors. Rubber or vinyl backing that is moisture resistant and slip resistant prevents the mat from shifting to prevent sliding, tripping or falls even further.

The Zones

Matting solutions that are successful in stopping dirt and preventing slips and falls, address three major zones:



Logo Mats and Custom Printed Mats

Logo matting provides the option to completely customize a quality dust control entrance mat with the company image, logo or message for powerful branding.

The entrance mat becomes a large promotional opportunity to enhance your company identity and truly welcome guests because as they enter most people primarily look to the floor.

High definition printing

Notrax® uses the latest high definition printing technology, making it easy to print complex logo designs, shading and 3-dimensional effects. Our high resolution printing results in a photo quality print with superior image representation. The sharp definition of fine lines, contours and smooth gradations produces precise details for each mat, creating a truly individual image. The height of the carpet pile enhances the depth of the image for an even richer effect.

Unlimited colour possibilities

Notrax® logo mats are printed with an extended process colour printing method that produces vibrant, stable colours with almost infinite colour possibilities. The large colour variations allow vivid colours, superb blacks for stark contrasts, and smooth gradations for infinite shading resulting in exceptional photo quality printing to really make the logo stand out.

Multi-coloured logos, complicated designs, artwork and even photos can easily be replicated. Select any of the thousands of Notrax® existing colours, or supply a PMS (Pantone Matching System), RAL (Reichs-Ausschuss für Lieferbedingungen) or other colour matching system codes, and we will do our best to match your colours for a true representation of your branding.





Match Your Mat™


BrilliantStep™ can also be printed in just one colour to match your mat to any interior design or colour scheme. Uni-coloured mats can also be used together with the custom printed logo mats for a completely colour coordinated matting system.

Custom lengths and sizes

As with all Notrax® products, Notrax® loose lay entrance mats are available in a multitude of standard sizes, custom lengths, and per linear meter.

Our specialized production team can customize Notrax® logo mats to any size, shape or length with mounted bevelled nosing to finish off the mat and prevent tripping. Even special shapes or forms, including circles, half-moons, and arches can be produced.

Scan here to request your logo mat today:



Indoor Absorbent Printed 190 Logo Washable™

Functional and washable logo entrance mat that can be completely personalized using BrilliantStep™ full colour printing with almost infinite colour combinations. The open Frieze tuft gives true depth of colour and a trackless surface making it more durable as well as

more effective in hiding dirt and foot traffic. Nitrile rubber backing is washable up to 50°C with cleated pattern to minimize movement on all surfaces and to keep the mat elevated on hard floors to allow drying underneath.



190 Logo Washable™

Logo Washable™ can be fully customized with BrilliantStep™ state-of-the-art printing technology allowing 3-dimensional effects, fine lines and colour shading, for each mat to have its truly individual image.

Artwork is supplied within 24 hours. The mat is printed 24 hours after the artwork approval is given.

Recommended use:

- Suitable for medium to heavy traffic conditions
- For placement inside entrances of hotels, shops, department stores, schools, universities, restaurants, supermarkets

Specifications:


- Tufted Frieze cut loop pile consisting of 100% non-crush polyamide 6.6 high twist yarns
- 700 grams of yarns per m²
- Backing: nitrile rubber
- Nitrile rubber borders: 2.5 cm on each side
- Overall thickness: 8.5 mm
- Weight: 2.8 kg per m²
- Fire rating: EN 13501-1 Bfl-S1

Stock sizes:

- 60 cm x 85 cm
- 85 cm x 115 cm
- 85 cm x 150 cm
- 115 cm x 180 cm

Cleaning tip:

- Machine washable at 50°C or vacuum clean



Indoor Absorbent Printed 199 Logo Imperial™

Newly redesigned Logo Imperial™ high quality multifunctional dust control mat is densely tufted with 100800 tufts with an open Frieze tuft for true depth of colour and a trackless surface to ensure a high water absorption

capacity and dirt removal for a highly effective solution. Adurable vinyl backing with a smooth finish adapts to any surface.



199 Logo Imperial™

Logo Imperial™ can be fully customized with BrilliantStep™ state-of-the-art printing technology allowing 3-dimensional effects, fine lines and colour shading, for each mat to have its truly individual image.

Artwork is supplied within 24 hours. The mat is printed 24 hours after the artwork approval is given.

Recommended use:

- Suitable for medium to heavy traffic conditions
- For placement inside entrances of hotels, shops, department stores, schools, universities, restaurants, supermarkets

Specifications:

- Tufted Frieze cut loop pile consisting of 100% non-crush polyamide 6 high twist yarns
- 700 grams of yarns per m²
- Backing: black vinyl (DOP free)
- Vinyl borders: 2.5 cm on each side
- Overall thickness: 7 mm
- Weight: 2.8 kg per m²

Stock sizes:

- 60 cm x 90 cm
- 90 cm x 120 cm
- 90 cm x 150 cm
- 120 cm x 180 cm
- 120 cm x 240 cm

Custom lengths and custom sizes:

- Up to 135 cm wide per linear meter
- Up to 150 cm wide per linear meter
- Up to 200 cm wide per linear meter

Cleaning tip:

- Vacuum clean



Indoor Absorbent Printed

193 Logo Standard™

Logo Standard™ is the ideal promotional matting solution for light duty applications. Using BrilliantStep™ full colour printing with almost infinite colour

combinations, the even velour surface allows fine printing and true colour presentation. A durable vinyl backing with smooth finish adapts to any surface.



193 Logo Standard™

Logo Standard™ can be fully customized with BrilliantStep™ state-of-the-art printing technology allowing 3-dimensional effects, fine lines and colour shading, for each mat to have its truly individual image. Artwork is supplied within 24-hours. The mat is printed 24 hours after the artwork approval is given.

Recommended use:

- Suitable for light traffic conditions
- For placement inside entrances of offices, shops, restaurants, grocery shops, bakeries, specialty stores

Specifications:

- Tufted velours cut loop pile consisting of 100% non-crush polyamide 6.0 high twist yarns
- 405 grams of yarns per m²
- Backing: black vinyl (DOP free)
- Vinyl borders: 2.5 cm on each side
- Overall thickness: 6 mm
- Weight: 2.7 kg per m²

Recommended accessories:

- 083 Bevelled Nosing 2 mm

Stock sizes:

- 60 cm x 90 cm
- 90 cm x 120 cm
- 90 cm x 150 cm
- 90 cm x 300 cm
- 120 cm x 180 cm

Custom lengths and custom sizes:

- Up to 90 cm wide per linear meter
- Up to 120 cm wide per linear meter

Cleaning tip:


- Vacuum clean




D é c o D e s i g n

These decorative dust control mats come in a large assortment of fashionable, attractive, funky, retro and fun designs to coordinate with any interior design or atmosphere. This high quality multi-functional dust

control mat cleans and dries shoes, to prevent dirt and moisture getting tracked into facilities. Superior colour-fastness ensured in accordance with DIN 54006. For more designs, visit www.notrax.eu.




Retro




Arches



Jumping



Snowstar



Dotz



Royalty



Honeycomb



Chalk

The Déco Design mats are available in 190 Logo Washable™, 193 Logo Standard™ and 199 Logo Imperial™.

190 Logo Washable™

- 60 cm x 85 cm
- 85 cm x 115 cm
- 85 cm x 150 cm
- 115 cm x 180 cm

193 Logo Standard™

- 60 cm x 90 cm
- 90 cm x 120 cm
- 90 cm x 150 cm
- 90 cm x 300 cm
- 120 cm x 180 cm

Custom lengths and custom sizes:

- Up to 90 cm wide per linear meter
- Up to 120 cm wide per linear meter

199 Logo Imperial™

- 60 cm x 90 cm
- 90 cm x 120 cm
- 90 cm x 150 cm
- 120 cm x 180 cm
- 120 cm x 240 cm

Custom lengths and custom sizes:



- Up to 135 cm wide per linear meter
- Up to 150 cm wide per linear meter
- Up to 200 cm wide per linear meter

Please refer to the 190 Logo Washable™, 193 Logo Standard™ and 199 Logo Imperial product pages for detailed technical information.

Indoor Absorbent Printed Uni Mats

Uni Mats can be printed as a mono-coloured mat in full colour to match your mat to any interior colour scheme or to use together with the custom printed logo mats for a colour coordinated matting system.

The BrilliantStep™ printing method ensures brilliant colours all the way through with a colour fastness that is ensured, in accordance with DIN54006. For more colours, visit www.notrax.eu.



The Uni Mats are available in 190 Logo Washable™, 193 Logo Standard™ and 199 Logo Imperial™.

010 Uni Washable™

- 60 cm x 85 cm
- 85 cm x 115 cm
- 85 cm x 150 cm
- 115 cm x 180 cm

015 Uni Standard™

- 60 cm x 90 cm
- 90 cm x 120 cm
- 90 cm x 150 cm
- 90 cm x 300 cm
- 120 cm x 180 cm

Custom lengths and custom sizes:

- Up to 90 cm wide per linear meter
- Up to 120 cm wide per linear meter

019 Uni Imperial™

- 60 cm x 90 cm
- 90 cm x 120 cm
- 90 cm x 150 cm
- 120 cm x 180 cm
- 120 cm x 240 cm

Custom lengths and custom sizes:

- Up to 135 cm wide per linear meter
- Up to 150 cm wide per linear meter
- Up to 200 cm wide per linear meter


Please refer to the 190 Logo Washable™, 193 Logo Standard™ and 199 Logo Imperial product pages for detailed technical information.



Indoor entrance mats for contract use and installation

Large commercial buildings with heavy traffic areas can see as much as 5000 crossings a day. For public buildings with high daily foot traffic, the benefits of a good entrance matting system are very measurable in

contributing to improving indoor air quality, improving acoustic performance, extending the useable life of interior floors and reducing maintenance and cleaning costs.



Properly specifying entrance mats for installation and projects is important to securing all of the benefits. The type, quality and size of the mat installed will vary according to the amount of foot traffic, the use of the building, the environment in which the building is situated and many other factors.

Functionality

Size, material and density play a role in durability, water absorption capacity and dirt removal – the more the better. Polyamide and polypropylene fibres are strong and durable offering brushing and scraping and are crush resistant meaning they hold their structure well making them suitable for large and busy entrances. Crush resistant mats will tolerate more wear and keep their appearance and functionality longer in high traffic conditions. Polyamide has superb absorption qualities yet is also stain resistant.

Shoes should touchdown at least three times on the mat for proper scraping, cleaning and drying. As a rule of thumb, it takes 2 meters of a good textile surface to trap 42% of moisture and dirt, 4 meters should achieve up to 65% and 6 meters up to 90%. LEED also recommends a permanent entryway walk-off system at least 10 feet (3 meters) long (up from 6 feet (1.8 meters) in previous versions of LEED).

Safety

Wet, slippery floors are dangerous. Entrances quickly become wet on rainy or snowy days. Smaller or inadequate matting can quickly become saturated making the situation worse. Heavily soiled mats allow contaminants to migrate to the interior floor. Entrance mats need a high water absorption rate to properly dry shoes. Absorption capacities between 4 to 6 litres of water per square meter are suitable for heavy traffic areas.

Entrances also become a main exit during fire or other emergencies. Since fire classifications vary by type of building, type of entrance and type of entrance matting system, it is recommended to consult the fire guidelines when selecting an installed entrance matting system.

Accessibility

Especially in public and commercial buildings, the entryway should be accessible for all. Architectural design guidelines specify that entrances must suit wheelchair users and accommodate people using mobility aids. Floors should have a wheelchair friendly surface, be trip free and remove water from wheels and shoes to reduce slippery surfaces within the building.

Entrance mats or recessed matwells must be flush with the floor surface or any difference in height between the flooring surface and the mat should be limited to no more than 6 – 12 mm (¼" to ½"). Carpets should be of shallow dense pile that is non-directional to allow easy passage for wheelchair users and for people using crutches. Avoid coir matting, deep pile or excessively grooved carpet. Preferably the recessed mat frame at main entrances should be as wide as the entrance.

Cleaning and maintenance affect continued effectiveness

Entrance mats function optimally when regularly cleaned. Permanently installed mats need to undergo regular maintenance and thorough cleaning to remove the build-up of contaminants that could otherwise be tracked throughout a facility. A maintenance schedule should include daily vacuuming of the top surface, especially in heavy traffic areas, to prevent dirt from building up and being ground into the mat. Weekly grooming of the carpet will maximize vacuuming by loosening the fibres and creating easier access to the soil underneath. Monthly injection and extraction cleaning method will clean fibres and remove any leftover dirt.

Customization

Entrance matting is manufactured on rolls of approximately 20 meters. Almost all Notrax® products can be customized per linear meter and factory finished, including matched bevelled nosing to finish off the mat. Other special shapes or forms, including circles, half-moons, and arches can be produced for custom installations. All customized matting can be supplied with recommended accessories such as bevelled edging or seaming tape for width-wise expansion.

Installation

A recessed matwell frame is a sunken recess in standard entrances, under automatic doors or rotating doors. To ensure a perfect fit of Notrax® entrance mats in the recess, select the proper thickness to ensure the mat is flush with the floor and allows proper door closure. Notrax® Recess Fillers are available in various thicknesses to adjust the depth of an existing recess as needed. For larger entrances where gluing may be required, vinyl compatible double sided-tape or a solvent free adhesive is recommended.

Indoor Contract and Installation Matting

380 Swisslon XT™

Premium quality barrier matting designed to remove walked-in moisture and finer dirt particles in large indoor entrance areas, including wall-to-wall applications. Our redesigned classic barrier mat, known for

its softer yarns, has been enhanced with a mono-filament to offer additional scraping and provide excellent cleaning and absorbing. The new tri-colour grit pattern provides outstanding dirt-hiding characteristics.



380 Swisslon XT™



Anthracite (CH)



Granite (GT)



Slate Grey (GY)



Mocha (BR)

380 Swisslon XT™

Great ability to retain moisture (>5.8 litres per m²) and scrape debris from foot traffic while maintaining its great looking appearance for the longest time. A dense heavyweight vinyl backing ensures longevity.

Recommended use:

- Suitable for heavy traffic conditions
- For placement in recessed matwell frames (depth 7 mm) or wall-to-wall installations in larger entrances at hotels, public buildings, schools, universities, hospitals, department stores, banks, restaurants and on stairs

Specifications:

- Densely tufted cut loop pile (81,000 tufts per m²) consisting of 100% polyamide 6 yarns
- 850 grams of yarn per m²
- Backing: black vinyl (DOP free)
- Vinyl borders: 2.5 cm on each side
- Overall thickness: 9 mm
- Weight: 3.6 kg per m²
- Fire rating: EN 13501-1 Cfl-S1

Recommended accessories:

- 083 Bevelled Nosing 2 mm

Stock sizes:

- 60 cm x 90 cm
- 90 cm x 120 cm
- 90 cm x 150 cm
- 120 cm x 180 cm
- 120 cm x 240 cm

Full rolls:

- 120 cm x 20 meter
- 200 cm x 20 meter

Custom lengths:


- 120 cm per linear meter
- 200 cm per linear meter

Colours:

- Anthracite (CH)
- Granite (GT)
- Slate Grey (GY)
- Mocha (BR)

Cleaning tip:

- Vacuum/shampooing or use injection/extraction



Indoor Contract and Installation Matting

Master Trax™ Series


Durable carpet flooring, designed for large indoor entrance areas, including wall-to-wall applications. Offers many possibilities for creative combinations that will allow the entrance to become part of the complete interior design. Great ability to retain moisture and

scrape debris from foot traffic while maintaining its great looking appearance for the longest time. Mould and mildew resistant, UV stabilized, crush resistant and remains unaffected by climate extremes. Synthetic rubber backing.




Stock colours

Full rolls or per linear meter



Charcoal (CH)




Red (RD)



Grey (GY)




Blue (BU)




Brown (BR)



Natural (NA)



Autumn Black (AB)



Autumn Brown (AM)

Stock colours


Full rolls or per linear meter




Royal-Blue (RY)




Green (GN)



Autumn Burgundy (AW)



Autumn Ochre (AO)



Autumn Green (AG)

113 Master Trax™

Recommended use:

- Suitable for the heaviest of traffic conditions
- For placement inside entrances or outside if not exposed to rain
- For placement as loose lay mat with recommended mounted bevels

Specifications:

- Nibbed needle punched carpet consisting of anti-static 100% polypropylene fibres
- Easy to install, can be cut to any size or shape without edge ravel
- 1700 grams of yarn per m²
- Backing: synthetic rubber
- No borders
- Overall thickness: 11 mm
- Weight: 3.2 kg per m²
- Fire rating: ASTM D2859 passes DOC-FF-1-70

Recommended accessories:

- 113K Master Trax™ Stitched Bevels
- 325 Bevelled Nosing 11 mm

Full rolls:

- 200 cm wide, length may vary based on production
- 400 cm wide rolls available on request

Custom lengths:

- 200 cm per linear meter

Colours:

- Stock colours
- Special colours

Cleaning tip:

- Vacuum/shampooing or use injection/extraction method to clean

Water Retention



103 Master Trax Lite™

Recommended use:

- Suitable for medium to heavy traffic conditions
- For placement inside entrances or outside if not exposed to rain
- In recessed frames (depth 8 mm) or wall-to-wall installations
- For placement as loose lay mat with recommended mounted bevels

Specifications:

- Nibbed needle punched carpet consisting of anti-static 100% polypropylene fibres
- Easy to install, can be cut to any size or shape without edge ravel
- 1200 grams of yarn per m²
- Backing: synthetic rubber
- No borders
- Overall thickness: 9 mm
- Weight: 2.2 kg per m²
- Fire rating: ASTM D2859 passes DOC-FF-1-70

Recommended accessories:

- 084 Bevelled Nosing 4 mm

Full rolls:

- 200 cm wide, length may vary based on production

Custom lengths:

- 200 cm per linear meter (charcoal only)

Colours:

- Special colours, full rolls only

Cleaning tip:

- Vacuum/shampooing or use injection/extraction method to clean

Water Retention



Indoor loose lay entrance mats are suitable for any entrance

Entrance matting is the first line of defence in keeping dirt and debris from entering the building and can remove up to 80% of dirt. The benefits of a good entrance matting system are very measurable in annual savings of

cleaning costs. In building design, however, the functionality of mats in entryways to trap dirt, remove tracked-in pollutants from shoes and improve air quality, is often overlooked.

Functionality

Loose lay entrance mats are a practical and quick solution for entrances, large or small, where there is no matting, inadequate matting, where slips are common or when current matting becomes saturated in extreme weather conditions. Entrance mats can be easily rolled out over any existing flooring. Entrance mats can also complement an existing matting system by extending the entrance mat area or by adding an additional cleaning or drying zone.

As with installation matting, size, material and density of loose lay mats play a role in durability, water absorption capacity and dirt removal – the more the better. Shoes should touchdown at least three times on the mat for proper scraping and drying. LEED also recommends a permanent entryway walk-off system at least 10 feet (3 meters) long (up from 6 feet (1.8 meters) in previous versions of LEED).

In smaller entrances, it is not always possible to install a large matting system. It is then advised to split the 3 zones into an outdoor or portico scraping zone, and an interior cleaning and drying zone with an indoor mat made of a higher quality material to maximize the functionality.

Safety

With loose lay matting, it is important to frequently inspect the mats to ensure they have not buckled or curled to prevent tripping hazards.

Matting should be placed on a clean and level surface. Make sure that your mats are firmly secured to the floor to prevent migration. Larger mats will remain in place due to the size and weight of the mat. To prevent shifting of smaller mats, Notrax® 090 Mat Hold™ can be attached to the mat backing to keep the mat in place on smooth flooring or carpet.

Customization and finishing

Notrax® loose lay entrance mats are available in a multitude of standard sizes as well as custom lengths, available per linear meter. Matting is customized to any length and fully factory finished including mounted bevelled nosing to finish off the mat and prevent tripping. Other special shapes or forms, including circles, half-moons, and arches can be produced for custom installations. All customized matting can be supplied with recommended accessories such as bevelled edging and 090 Mat Hold™.

Maintenance and cleaning

Loose lay entrance mats function optimally when regularly cleaned and weekly maintenance is required by sustainable and environmental building assessors, such as LEED (Leadership in Energy and Environmental Design) and BREEAM (Building Research Establishment Environmental Assessment Method).

A maintenance schedule should include daily vacuuming of the top surface, especially in heavy traffic areas, to prevent dirt from building up and being ground into the mat. Grooming of the carpet will maximize vacuuming by loosening the fibres and creating easier access to the soil underneath. Grooming also helps to aerate fibres to allow quicker drying. Also sweep or vacuum under the mat to clean the floor or carpet underneath. Injection and extraction cleaning method will clean fibres and remove any leftover dirt. By removing soils through a combination of grooming, vacuuming, and extraction, the life span of the mat can be extended.



Indoor Loose Lay Carpet Mats Heavy Duty


150 Aqua Trap®

True to its name, this patented perimeter "Aqua Dam" forms a tray that can hold up to 6 litres of water per square meter and is treated with an anti-microbial carpet treatment to stop bacteria and germs at the entrance. The textile top

surface is high pressure and scrape debris from foot traffic while maintaining its great looking appearance for the longest time. Mould and mildew resistant, UV stabilized, crush resistant and remains unaffected by climate extremes. Synthetic rubber backing.



150 Aqua Trap®



Charcoal (CH)



Red (RB)



Grey (GY)



Brown (BR)



150 Aqua Trap®

Recommended use:

- Suitable for the heaviest of traffic conditions
- For placement inside entrances in schools, universities, public buildings, sports facilities, shopping malls

Specifications:

- Heavy duty needle punched polyester fibres are permanently bonded onto a heavy duty contour moulded rubber base
- 850 grams of yarns per m²
- Backing: natural rubber
- Fabric covered borders: 2.5 cm on all sides
- Overall thickness: 13 mm
- Weight: 5.2 kg per m²
- Fire rating: ASTM D2859 passes DOC-FF-1-70

Stock sizes:

- 60 cm x 90 cm
- 90 cm x 150 cm
- 120 cm x 180 cm

Colours:

- Charcoal (CH)
- Red (RB)
- Grey (GY)
- Brown (BR)

Cleaning tip:

- Vacuum or use extraction method to clean or hose off with water and hang to dry



Indoor Loose Lay Carpet Mats Medium Duty

166 Guzzler™

Tough, long-lasting carpet mat with raised rubber borders on all 4 sides acts as a containment barrier and can hold up to 6 litres of water per square meter. The raised waffle pattern works double duty to remove and

trap dirt and moisture. Rubber reinforced borders and backing provide maximum strength. Cleated backing minimizes movement on all surfaces and keeps mat elevated allowing wet hard floors to dry underneath.



166 Guzzler™



Charcoal (CH)



Red (RB)




Grey (GY)



Blue (BU)



Brown (BR)



Green (GN)



166 Guzzler™

Recommended use:

- Suitable for the heaviest of traffic conditions
- For placement inside entrances in schools, universities, public buildings, sports facilities, shopping malls

Specifications:

- Tufted looped pile carpet top consisting of absorbing Decalon® yarns moulded in to a waffle pattern on to a rubber base
- 850 grams of yarns per m²
- Backing: natural rubber
- Rubber borders: 2.5 cm on all sides
- Overall thickness: 10.5 mm
- Weight: 5.2 kg per m²
- Fire rating: ASTM D2859 passes DOC-FF-1-70

Stock sizes:

- 60 cm x 90 cm
- 90 cm x 120 cm
- 90 cm x 150 cm
- 120 cm x 180 cm
- 90 cm x 300 cm
- 120 cm x 300 cm

Colours:

- Charcoal (CH)
- Red (RB)
- Grey (GY)
- Blue (BU)
- Brown (BR)
- Green (GN)

Cleaning tip:

- Vacuum or use extraction method to clean or hose off with water and hang to dry



Indoor Loose Lay Carpet Mats Light Duty

151 Diamond CTE™

Strong barrier entrance mat with "Aqua Dam" carpet covered rubber reinforced borders on all 4 sides acts as a containment barrier and can hold up to 4 litres of water per square meter. The textile top surface is high pressure moulded into a raised diamond strait pattern

that is nondirectional and trap dirt and moisture. Rubber reinforced borders and backing provide maximum strength. Cleated backing minimizes movement on all surfaces and keeps mat elevated allowing wet hard floors to dry underneath.



151 Diamond CTE™



Charcoal (CH)



Grey (GY)



Brown (BR)



151 Diamond CTE™

Recommended use:

- Suitable for the heaviest of traffic conditions
- For placement inside entrances in schools, universities, public buildings, sports facilities, shopping malls

Specifications:

- Medium duty needle punched polyester fibers are permanently bonded onto a durable contour moulded rubber base
- 700 grams of yarns per m²
- Backing: crumb rubber
- Fabric covered borders: 2.5 cm on all sides
- Overall thickness: 10 mm
- Weight: 5 kg per m²
- Fire rating: ASTM D2859 passes DOC-FF-1-70

Stock sizes:

- 60 cm x 90 cm
- 90 cm x 150 cm
- 120 cm x 180 cm
- 90 cm x 300 cm
- 120 cm x 300 cm

Colours:

- Charcoal (CH)
- Grey (GY)
- Brown (BR)

Cleaning tip:

- Vacuum or use extraction method to clean or hose off with water and hang to dry



Indoor Loose Lay Carpet Mats Heavy Duty

118 Arrow Trax™

The non-directional chevron pattern of the Arrow Trax™ ensures a very aggressive scraping action making it one of our most popular carpet mats offering tremendous value. The needle punched fibers are durable and


crush-resistant for extreme grime retention making it suitable for heavy traffic areas. Dense vinyl backing is moisture resistant and slip resistant to keep the mat in place.



118 Arrow Trax™



Charcoal (CH)



Grey (GY)



Brown (BR)



118 Arrow Trax™

Recommended use:

- Suitable for the heaviest of traffic conditions
- For placement inside entrances in schools, universities, public buildings, offices, sports facilities, shopping malls

Specifications:

- Needle punched carpet consisting of anti-static 100% polypropylene fibres
- 1200 grams of fibres per m²
- Backing: black vinyl (DOP free)
- Vinyl borders: 2.5 cm on each side
- Overall thickness: 10 mm
- Weight: 3.7 kg per m²
- Fire rating: ASTM D2859 passes DOC-FF-1-70

Recommended accessories:

- 083 Bevelled Nosing 2 mm

Stock sizes:

- 60 cm x 90 cm
- 90 cm x 150 cm
- 120 cm x 180 cm
- 130 cm x 300 cm
- 130 cm x 600 cm

Full rolls:

- 130 cm x 20 meters
- 200 cm x 20 meters

Custom lengths:

- 130 cm per linear meter
- 200 cm per linear meter

Colours:

- Charcoal (CH)
- Grey (GY)
- Brown (BR)

Cleaning tip:

- Vacuum clean



Indoor Loose Lay Carpet Mats Functional

185 Essence™

Affordable yet very functional with a high water absorption capacity of over 4 litres per square meter. This product is the perfect solution to fit any budget while providing a quality entrance matting solution.


The uni-colours are made from soft nylon yarns with rich colour tones that stay bright even after prolonged use and hide dust and fine particles.



185 Essence™



Dark Grey (DG)



Red (RD)



Black (BL)



185 Essence™

Low profile allows foot, cart and wheelchair traffic to move easily over the mat. Vinyl backing is moisture resistant and slip resistant.

Recommended use:

- Suitable for light to medium traffic conditions
- For placement inside entrances of schools, offices, shops

Specifications:

- Tufted cut pile carpet made of 100% polyamide 6.0 yarns
- 520 grams of yarns per m²
- Backing: black vinyl (DOP free)
- Vinyl borders: 2.5 cm on each side
- Overall thickness: 6 mm
- Weight: 2.8 kg per m²

Recommended accessories:

- 083 Bevelled Nosing 2 mm

Stock sizes:

- 60 cm x 90 cm
- 90 cm x 120 cm
- 90 cm x 150 cm
- 120 cm x 180 cm

Full rolls:

- 90 cm x 18.3 m
- 120 cm x 18.3 m
- 130 cm x 25 m
- 180 cm x 18.3 m

Custom lengths:

- 90 cm per linear meter
- 120 cm per linear meter
- 180 cm per linear meter

Colours:

- Dark Grey (DG)
- Red (RD)
- Black (BL)

Cleaning tip:

- Vacuum or use injection/extraction method to clean



Indoor Loose Lay Carpet Mats Functional

Polyplush™ LT

Simple, stylish and affordable yet very functional entrance mats with a high water absorption capacity that also captures dirt. Plush matting in muted uni-colours easily blends in any interior yet hides dirt and fine particles.

These entrance mats are our top sellers for use in moderate foot traffic areas. Vinyl backing is moisture resistant and slip resistant.




123 Polyplush LT™



Grey (GY)



Blue (BU)



123 Polyplush LT™

Recommended use:

- Suitable for light traffic conditions
- For placement inside entrances of offices, shops

Specifications:

- Tufted cut pile carpet made of 100% polypropylene yarns
- 350 grams of yarn per m²
- Backing: black vinyl (DOP free)
- Vinyl borders: 2.5 cm on each side
- Overall thickness: 4.5 mm
- Weight: 2.4 kg per m²
- Fire rating: EN 13501-1 Cfl-S1

Recommended accessories:

- 083 Bevelled Nosing 2 mm

Stock sizes:

- 60 cm x 90 cm
- 90 cm x 150 cm
- 120 cm x 180 cm

Full rolls:

- 90 cm x 20 meters
- 120 cm x 20 meters

Custom lengths:

- 90 cm per linear meter
- 120 cm per linear meter

Colours:

- Grey (GY)
- Blue (BU)

Cleaning tip:

- Vacuum clean



Indoor Loose Lay Carpet Mats Good Value Heritage Rib®

Economical ribbed needle-punched carpet mats making them highly effective entrance mat products. Durable fibres offer good scraping action, preventing moisture and grime from being walked into facilities.

Low profile allows foot, cart and wheelchair traffic to move easily over the mat. Vinyl backing is moisture resistant and slip resistant.




117 Heritage Rib®



Charcoal (CH)



Brown (BR)



117 Heritage Rib®

Recommended use:

- Suitable for light traffic conditions
- For placement inside entrances of offices, shops

Specifications:

- Ribbed needle punched carpet consisting of anti-static 100% polypropylene fibres
- 650 grams of fibres per m²
- Backing: black vinyl (DOP free)
- Vinyl borders: 2.5 cm on each side
- Overall thickness: 7.5 mm
- Weight: 3.1 kg per m²
- Fire rating: ASTM D2859 passes DOC-FF-1-70

Recommended accessories:

- 083 Bevelled Nosing 2 mm

Stock sizes:

- 60 cm x 90 cm
- 90 cm x 120 cm
- 90 cm x 150 cm
- 120 cm x 180 cm
- 120 cm x 240 cm

Full rolls:

- 120 cm x 20 meters

Custom lengths:

- 120 cm per linear meter

Colours:

- Charcoal (CH)
- Brown (BR)

Cleaning tip:

- Vacuum clean



Indoor Loose Lay Carpet Mats Good Value

136 Polynib®

Economical yet highly effective entrance mat products. Durable fibres offer good scraping action, preventing moisture and grime from being walked into facilities.

Low profile allows foot, cart and wheelchair traffic to move easily over the mat. Vinyl backing is moisture resistant and slip resistant.



136 Polynib®



Charcoal (CH)



Brown (BR)



136 Polynib®

Recommended use:

- Suitable for light traffic conditions
- For placement inside entrances of offices, shops

Specifications:

- Ribbed needle punched carpet consisting of anti-static 100% polypropylene fibres
- 650 grams of fibres per m²
- Backing: black vinyl (DOP free)
- Vinyl borders: 2.5 cm on each side
- Overall thickness: 7.5 mm
- Weight: 3.1 kg per m²
- Fire rating: ASTM D2859 passes DOC-FF-1-70

Recommended accessories:

- 083 Bevelled Nosing 2 mm

Stock sizes:

- 60 cm x 90 cm
- 90 cm x 120 cm
- 90 cm x 150 cm
- 120 cm x 180 cm
- 120 cm x 240 cm

Full rolls:

- 120 cm x 20 meters

Custom lengths:

- 120 cm per linear meter

Colours:

- Charcoal (CH)
- Brown (BR)

Cleaning tip:

- Vacuum clean



Outdoor Scraper Mats

Outdoor entrance mats are the first line of defence against dirt. Over a 20 day period, 1000 people can walk in 9.6 kilograms (24 pounds) of dirt into a building (ISSA).

Twelve times as much dirt is tracked in during wet weather conditions based on field tests conducted by BST Laboratory over a 11-month period.



Functionality

Outdoor mats are often constructed in an open, grid or grate design to maximize the flow of water, snow, ice, sand, mud and debris away from the surface to keep the walking area clear. Raised studs allow drainage of water under the mat in all directions. Classic rubber mats include the Oct-O-Mat™ ring mat with its large octagonal ring and the Rubber Brush™ fingertip mat. The weight of the rubber keeps the mat in place to prevent moving or shifting. Newer designs include the next generation Oct-O-Flex™ with smaller octagonal drainage holes that are wheelchair friendly and EU compliant for public entrances.

Notrax® heavy duty rubber compounds are naturally resilient to adapt to any outdoor surface and are extremely waterproof. Extruded PVC offers durable yet flexible material that is ultra violet resistant, oil resistant, and performs well in different climates. The main function of outdoor zone 1 mats is to remove the majority of dirt, mud and grime. Up to 40% of dirt and debris can be removed before entering the building.

Outdoor entrance mats are not absorbent and should be used in combination with an interior matting solution to continue the cleaning and drying of shoes to prevent slips and falls due to slippery floors.

Safety

Slippery entrances are the main safety concern. Due to large amounts of rain and snow in bad weather conditions, entrances can become soaked and slippery. In dry weather, entrance ways can accumulate dirt on the surface thereby increasing the risk of slips and falls. Outdoor rubber mats have moulded patterns or grooves to enhance the anti-slip properties even when wet.

Accessibility

Especially in public and commercial buildings, the entryway should be accessible for all. Architectural design guides specify that entrances must suit wheelchair users and accommodate people using mobility aids. Floors should have a wheelchair friendly surface, be trip free and remove water from wheels and shoes to reduce slippery surfaces within buildings.

Installation

Outdoor entrance mats can be installed in large entrances, wall-to-wall, or in recessed matwell frames. A recessed matwell frame is a sunken recess in standard entrances or under automatic doors or rotating doors. The matwell ensures the mat is flush with the floor, provides stability for the mat and helps to contain dirt and debris between cleanings. To ensure a perfect fit of Notrax® entrance mats in the recess, select the proper thickness to ensure the mat is flush with the floor and allows proper door closure. Notrax® Recess Fillers are available in various thicknesses to adjust the depth of an existing recess as needed.

Maintenance & Cleaning

As with indoor mats, outdoor entrance mats also perform optimally when regularly cleaned, though they do not need to adhere to the strict regimen of daily cleaning and maintenance. Outdoor mats can easily be cleaned by hosing the mat off with water on a regular basis. Also sweep or vacuum under the mat to remove any debris.

Indoor / Outdoor Contract and Installation

Master Flex HHP™ 12 mm

The Master Flex HHP™ high heel modular entrance matting system has a stylish octagonal grooved design and tiny integrated holes combined with a densely tufted carpet insert to reduce the risk of trips and falls with high heels. Plus, its smooth surface makes it EU

compliant for public entrances and suitable for wheeled access (carts, wheelchairs, suitcases, etc). The Master Flex HHP™ C12 can be combined with the Master Flex HHP™ D12 for a harmonious transition from outdoor to indoor.



692 Master Flex HHP™ D12

692 Master Flex HHP™ D12 high heel modular rubber mat tile has an open construction with tiny drainage holes and a depth of 12 mm.

Recommended use:

- Out- or indoor – heavy foot traffic areas
- For placement in interior or exterior recessed matwell frames
- Designed for pedestrian traffic. Not suitable for extremely heavy loads

Specifications:

- Natural rubber compound
- Octagonal ring design with open construction
- Suitable for use in extreme weather
- Tiny drainage holes diameter 3 mm, specially designed for high heels, compliant with EU norm for public entrances
- Overall thickness: 12 mm
- Weight: 2.5 kg/tile

Recommended accessories:

- 597 Master Flex™ D12/C12 Safety Ramps, allow inside and outside corners

Stock sizes:

- 50 cm x 50 cm modular tiles
- Box of 10 tiles, coverage 2.5 m²

Custom sizes:

- Any size – on demand, calculated per m²

Cleaning tip:

- Hose off with water

694 Master Flex HHP™ D12 Nitrile FR is available in a nitrile fire retardant compound which is oil resistant for placement in petrol stations or entrances with oil exposure.



693 Master Flex HHP™ C12

The 693 Master Flex HHP™ C12 high heel matting system can be completely personalized with a large selection of carpet inserts in a variety of colours.

Recommended use:

- Indoor or portico – heavy foot traffic areas
- For placement in interior or exterior recessed matwell frames
- Designed for pedestrian traffic. Not suitable for extremely heavy loads

Specifications:

- Tile: Natural rubber compound
- Octagonal ring design with open construction
- Suitable for use in extreme weather
- Tiny drainage holes diameter 3 mm, specially designed for high heels, compliant with EU norm for public entrances
- Overall thickness: 12 mm
- Weight: 2.5 kg/tile

Recommended carpet inserts:

- 380 Swisslon XT™ carpet insert
- 103 Master Trax Lite™ carpet insert

Recommended accessories:

- 692 Master Flex HHP™ D12
- 597 Master Flex™ D12/C12 Safety Ramps, allow inside and outside corners

Stock sizes:

- 50 cm x 50 cm modular tiles
- Box of 10 tiles, coverage 2.5 m²


Custom sizes:

- Any size – on demand, calculated per m²

Cleaning tip:

- Vacuum clean

695 Master Flex HHP™ C12 Nitrile FR is available in a nitrile fire retardant compound which is oil resistant for placement in petrol stations or entrances with oil exposure.



Indoor / Outdoor Contract and Installation

Master Flex™ 12 mm

The Master Flex™ 12 mm modular multi-zone entrance mat tile has a stylish octagonal ring design with small holes that are EU compliant for public entrances. Its smooth surface makes it the ideal mat for wheeled access (carts, wheelchairs, suitcases, etc.) that provides traction and excellent drainage in extreme weather

conditions. The outdoor drainage tile connects seamlessly to the indoor carpet tiles which allows easy on-site installation and a smooth and harmonious transition from outdoor to indoor as well as from scraping to cleaning to drying.



592 Master Flex™ D12

The 592 Master Flex™ D12 modular rubber mat tile has an open construction with small drainage holes and a depth of 12 mm.

Recommended use:

- Out- or indoor – heavy foot traffic areas
- For placement in interior or exterior recessed matwell frames
- Designed for pedestrian traffic. Not suitable for extremely heavy loads

Specifications:

- Natural rubber compound
- Octagonal ring design with open construction
- Suitable for use in extreme weather
- Small holes diameter 14 mm, compliant with EU norm for public entrances
- Overall thickness: 12 mm
- Weight: 2.5 kg/tile

Recommended accessories:

- 597 Master Flex™ D12/C12 Safety Ramps, allow inside and outside corners

Stock sizes:

- 50 cm x 50 cm modular tiles
- Box of 10 tiles, coverage 2.5 m²

Custom sizes:

- Any size – on demand, calculated per m²

Cleaning tip:

- Hose off with water

594 Master Flex D12™ Nitrile FR is available in a nitrile fire retardant compound which is oil resistant for placement in petrol stations or entrances with oil exposure.



593 Master Flex™ C12

The 593 Master Flex™ C12 matting system can be completely personalized with a large selection of carpet inserts in a variety of colours.

Recommended use:

- Indoor or portico– heavy foot traffic areas
- For placement in interior or exterior recessed matwell frames
- Designed for pedestrian traffic. Not suitable for extremely heavy loads

Specifications:

- Tile: Natural rubber compound
- Octagonal ring design with open construction
- Suitable for use in extreme weather
- Small holes diameter 14 mm, compliant with EU norm for public entrances
- Overall thickness: 12 mm
- Weight: 2.5 kg/tile

Recommended carpet inserts:

- 380 Swisslon XT™ carpet insert
- 103 Master Trax Lite™ carpet insert

Recommended accessories:

- 592 Master Flex™ D12
- 597 Master Flex™ D12/C12 Safety Ramps, allow inside and outside corners

Stock sizes:

- 50 cm x 50 cm modular tiles
- Box of 10 tiles, coverage 2.5 m²

Custom sizes:

- Any size – on demand, calculated per m²

Cleaning tip:

- Vacuum clean

595 Master Flex C12™ Nitrile FR is available in a nitrile fire retardant compound which is oil resistant for placement in petrol stations or entrances with oil exposure.



Indoor / Outdoor Contract and Installation

Master Flex™ 23 mm

The Master Flex™ 23 mm modular multi-zone entrance mat tile has a traditional octagonal ring design known for its large holes that provide traction and excellent drainage in extreme weather conditions. The outdoor

drainage tile connects seamlessly to the indoor carpet tiles which allows easy on-site installation and a smooth and harmonious transition from outdoor to indoor as well as from scraping to cleaning to drying.



590 Master Flex™ D23

The 590 Master Flex™ D23 modular rubber mat tile has an open octagonal construction with large drainage holes and a depth of 23 mm.

Recommended uses:

- Out- or indoor – heavy foot traffic areas
- For placement in interior or exterior recessed matwell frames

Specifications:

- Natural rubber compound
- Octagonal ring design with open construction
- Suitable for use in extreme weather
- Large holes for excellent drainage
- Overall thickness: 23 mm
- Weight: 4 kg/tile

Recommended accessories:

- 596 Master Flex™ D23/C23 Safety Ramps, allow inside and outside corners

Stock sizes:

- 50 cm x 50 cm modular tiles
- Box of 6 tiles, coverage 1.5 m²

Custom sizes:

- Any size – on demand, calculated per m²

Cleaning tip:

- Hose off with water



591 Master Flex™ C23

The 591 Master Flex™ C23 matting system can be completely personalized with the 113 Master Trax™ carpet inserts in a variety of colours.

Recommended uses:

- Indoor or portico – heavy foot traffic areas
- For placement in interior or exterior recessed matwell frames

Specifications:

- Tile: Natural rubber compound
- Octagonal ring design with open construction
- Suitable for use in extreme weather
- Large holes for excellent drainage
- Overall thickness: 23 mm
- Weight: 4.5 kg/tile

Carpet inserts:

- 113 Master Trax™ carpet insert

Recommended accessories:

- 590 Master Flex™ D23
- 596 Master Flex™ D23/C23 Safety Ramps, allow inside and outside corners

Stock sizes:

- 50 cm x 50 cm modular tiles
- Box of 6 tiles, coverage 1.5 m²

Custom sizes:

- Any size – on demand, calculated per m²

Cleaning tip:

- Vacuum clean



Master Flex™ Safety Ramps

Master Flex™ modular edges are the perfect accessory to create custom sized loose lay mats. Male and female attachable ramps are bevelled to allow easy access

onto the mat and prevent tripping. Made from a durable rubber compound that withstands the heaviest of foot traffic. Allow inside and outside corners.



597 Master Flex D12/C12™ Safety Ramps

- Male and female attachable ramps
- Inside corners and outside corners
- For smart safety bevelling solutions to minimize risk of tripping

Product Features

- 100% natural rubber
- Thickness: 12 mm
- Width: 5 cm
- Available in black



596 Master Flex D23/C23 Safety Ramps

- Male and female attachable ramps
- Inside corners and outside corners
- For smart safety bevelling solutions to minimize risk of tripping

Product Features

- 100% natural rubber
- Thickness: 12 mm
- Width: 5 cm
- Available in black




Outdoor Contract and Installation - Next Generation

599 Oct-O-Flex™

Made from durable rubber compounds that withstand the heaviest of foot traffic, Oct-O-Flex™ mats are easy to clean and practically weather proof. The Oct-O-Flex™ outdoor rubber mat scrapes shoes to stop dirt, grit and grime from entering the building. Its unique

design of small drainage holes is EU compliant for public entrances and its smooth surface makes it the ideal mat for wheeled access (carts, wheelchairs, suitcases, etc).



599 Oct-O-Flex™

The mat has excellent adherence and adapts to any surface while the raised studs underneath allow water to easily drain through, keeping the surface clean and dry.

Recommended use:

- Out- or indoor – heavy foot traffic areas
- For placement in interior or exterior recessed matwell frame

Specifications:

- Natural rubber compound
- Octagonal ring design with open construction
- Suitable for use in extreme weather
- Small holes diameter 14 mm, compliant with EU norm for public entrances
- Overall thickness: 12 mm
- Weight: 9.8 kg/m²

599 Oct-O-Flex™ is available in a nitrile oil resistant or fire retardant compound on request.

Recommended accessories:

- Connectors to cover larger areas

Stock sizes:

- 75 cm x 100 cm
- 100 cm x 150 cm

Custom sizes:

- Any size – on demand, calculated per m²

Cleaning tip:

- Hose off with water



599K Oct-O-Flex™ Connectors



Outdoor Contract and Installation - Rubber Classics

564 Oct-O-Mat™

The traditional octagonal Oct-O-Mat™ outdoor rubber mat is known for its large holes that provide traction and excellent drainage in extreme weather conditions,

and scrape shoes to stop dirt, grit and grime from entering the building.



564 Oct-O-Mat™

Made from a durable rubber compound, these heavy duty mats withstand intense foot traffic, are easy to clean and practically weather proof.

The resilient rubber offers excellent adherence and adapts to any surface while the raised knobs underneath allow water to easily flow away in all directions, keeping the surface clear.

Recommended use:

- Outdoor - heavy foot traffic areas
- For placement in interior or exterior recessed matwell frame

Specifications:

- Raised knobs underneath allow excellent drainage, leaving a clean and dry surface
- Heavy weight assures non-shifting
- Overall thickness: 23 mm
- Weight: 13.3 kg per m²

564 Oct-O-Mat™ is available in a nitrile oil resistant or fire retardant compound on request.

Accessories:

- Connectors
- Insert brushes

Stock sizes:

- 60 cm x 80 cm
- 50 cm x 100 cm
- 75 cm x 100 cm
- 80 cm x 120 cm
- 100 cm x 150 cm

Custom sizes:

- Any size – on demand, calculated per m²

Cleaning tip:

- Hose off with water



564K Oct-O-Mat™ Connectors
564B Oct-O-Mat™ Brushes




Outdoor Contract and Installation - Next Generation

539G Gripwalker™

The distinctive waved design of the Gripwalker™ matting creates a slip-resistant walking surface and is EU compliant for public entrances. Its smooth surface makes it the ideal mat for wheeled access (carts,

wheelchairs, suitcases, etc). The open grid of extruded vinyl scrapes dirt and moisture off shoes, allowing it to fall into the mat and not be tracked into the building.



539G Gripwalker™ 11 mm

Heavy duty yet flexible material is durable, ultra violet resistant, performs well in different climates and adapts to any surface. Suitable for the heaviest traffic conditions. Free of DOP, free of DMF, free of ozone depleting substances, free of silicone and free of heavy metals. Gripwalker™ is oil resistant making it ideal for placement at petrol stations or entrances with oil exposure.

Recommended use:

- Out- or indoor – heavy foot traffic areas
- For placement in interior or exterior recessed matwell frame
- For placement as loose lay mat with recommended mounted bevels

Specifications:

- Durable extruded vinyl
- Diagonal waved design with open construction
- UV resistant and performs well in different climates
- Small holes compliant with EU norm for public entrances
- Overall Thickness: 11 mm
- Weight: 8.5 kg/m²

Recommended accessories:

- 325 Bevelled Nosing 11 mm

Cleaning tip:

- Hose off with water

Full rolls:

- 91 cm x 12.2 m
- 122 cm x 12.2 m

Custom lengths:

- 91 cm per linear meter
- 122 cm per linear meter



Outdoor Contract and Installation - Spaghetti

CiTi™ Series

Vinyl loops scrape dirt and moisture off shoes to trap dirt in the mat and prevent it from being tracked into the building. Durable flexible material is ultra violet resistant, performs well in different climates and adapts to any surface. Does not absorb water.


Choice of backed version to ensure minimum movement and keep debris away from the floor in indoor areas or unbacked version allows water to flow through for maximum drainage.



273 CiTi™
16 mm backed



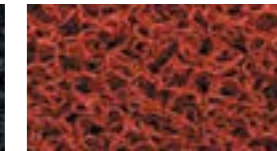
Anthracite (CH)



Grey (GY)



Black (BL)




Red (RD)

274 CiTi™
14 mm unbacked



Brown (BR)



Green (GN)



Grey (GY)



Anthracite (CH)

271 CiTi™
10 mm backed



273 CiTi™ 16 mm backed

Recommended use:

- Suitable for heavy traffic conditions
- For placement in interior facility entrances or recessed wells
- For loose lay placement with mounted bevels

Specifications:

- Thick coils (strand diameter 1 mm) of extruded from 100% PVC
- Backing: vinyl (DOP free)
- Overall thickness: 16 mm
- Weight: 5 kg per m²
- Fire rating: EN 13501 Bfl-S1

Recommended accessories:

- 325 Bevelled Nosing 11 mm

Full rolls:

- 120 cm x 18 meter
- 120 cm x 6 meter

Custom lengths:

- 120 cm per linear meter

Colours:

- Anthracite (CH)
- Black (BL)
- Grey (GY)

Cleaning tip:

- Vacuum clean or wash off with a hose



274 CiTi™ 14 mm unbacked

Recommended use:

- Suitable for heavy traffic conditions
- For placement in interior facility entrances or recessed wells
- For loose lay placement with mounted bevels

Specifications:

- Thick coils (strand diameter 1 mm) of extruded from 100% PVC
- Overall thickness: 14 mm
- Weight: 4.5 kg per m²
- Fire rating: EN 13501 Bfl-S1

Recommended accessories:

- 325 Bevelled Nosing 11 mm

Full rolls:

- 120 cm x 18 meter
- 120 cm x 6 meter

Custom lengths:

- 120 cm per linear meter

Colours:

- Anthracite (CH)
- Black (BL)
- Grey (GY)
- Red (RD)

Cleaning tip:

- Vacuum clean or wash off with a hose



271 CiTi™ 16 mm backed

Recommended use:

- Suitable for light to medium traffic conditions
- For placement in interior facility entrances or recessed wells
- For loose lay placement with mounted bevels

Specifications:

- Fine coils (strand diameter 0.35 mm) of extruded from 100% PVC
- Backing: vinyl (DOP free)
- Overall thickness: 10 mm
- Weight: 3.8 kg per m²
- Fire rating: EN 13501 Bfl-S1

Recommended accessories:

- 325 Bevelled Nosing 11 mm

Full rolls:

- 120 cm x 18 meter
- 120 cm x 6 meter

Custom lengths:

- 120 cm per linear meter

Colours:

- Anthracite (CH)
- Grey (GY)
- Green (GN)
- Brown (BR)

Cleaning tip:

- Vacuum clean or wash off with a hose



Outdoor Loose Lay - Next Generation

599B Oct-O-Flex Bevelled™

The Oct-O-Flex Bevelled™ outdoor rubber mat is known for its octagonal ring design with small drainage holes and smooth surface making this next generation

mat EU compliant for public entrances and the ideal mat for wheeled access (carts, wheelchairs, suitcases, etc).



599B Oct-O-Flex Bevelled™

Moulded edges on all four sides are bevelled to allow easy access onto the mat and prevent tripping. Made from a durable rubber compound that withstands the heaviest of foot traffic, Oct-O-Flex™ mats are easy to clean and practically weather proof.

The Oct-O-Flex Bevelled™ has excellent adherence and adapts to any surface while the raised studs underneath allow water to easily drain through, keeping the surface clean and dry.

Recommended use:

- Suitable for heavy foot traffic areas
- For loose lay placement indoors or outdoors

Specifications:

- Natural rubber compound
- Bevelled rubber borders on all four sides
- Octagonal ring design with open construction
- Suitable for use in extreme weather
- Small holes diameter 14 mm, compliant with EU norm for public entrances
- Overall thickness: 12 mm
- Weight: 9.8 kg/m²

599B Oct-O-Flex™ Bevelled is available in a nitrile oil resistant or fire retardant compound on request.



Stock sizes:

- 70 cm x 90 cm
- 90 cm x 150 cm
- 120 cm x 180 cm

Cleaning tip:


- Hose off with water

Outdoor Loose Lay - Next Generation

539B Gripwalker Edge™

Stylish open waved design scrapes dirt and moisture off shoes, allowing it to fall into the mat and not be tracked into the building. Small drainage holes and smooth surface make this next generation mat EU

compliant for public entrances and the ideal mat for wheeled access (carts, wheelchairs, suitcases, etc). Pressed edges on all four sides allow easy access onto the mat and prevent tripping.



539B Gripwalker Edge™

Durable flexible material is ultra violet resistant, performs well in different climates and adapts to any surface. Free of DOP, free of DMF, free of ozone depleting substances, free of silicone and free of heavy metals.

Gripwalker Edge™ is oil resistant making it ideal for placement at petrol stations or entrances with oil exposure.

Recommended use:

- Suitable for heavy foot traffic areas
- For loose lay placement indoors or outdoors

Specifications:

- Durable extruded vinyl
- Bevelled pressed borders on all four sides
- Diagonal waved design with open construction
- UV resistant and performs well in different climates
- Small holes compliant with EU norm for public entrances
- Overall thickness: 11 mm
- Weight: 8.5 kg/m²

Stock sizes:

- 60 cm x 90 cm
- 90 cm x 150 cm

Cleaning tip:

- Hose off with water



Outdoor Loose Lay - Rubber Classics

345 Rubber Brush™ - 565 Soil Guard™

Classic outdoor scraper mats stop dirt, grit and grime from entering the building. Made from a durable rubber compound, these mats withstand the heaviest of foot traffic, are easy to clean and practically weather proof.

These mats have excellent adherence and adapt to any surface. Bevelled edges improve safety and allow easy cart access.



345 Rubber Brush™

Thousands of flexible fingers provide automatic shoe cleaning action when foot pressure is applied. Moulded rubber backing has non-shifting suction cup design underneath.

Recommended use:

- Suitable for heavy foot traffic areas
- For loose lay placement indoors or outdoors

Specifications:

- Natural rubber compound
- Bevelled rubber borders on all four sides
- Flexible fingers moulded with rubber backing
- Suitable for use in extreme weather
- Overall thickness: 16 mm
- Weight: 13.6 kg per m²

Stock sizes:

- 60 cm x 80 cm
- 80 cm x 100 cm
- 90 cm x 150 cm
- 90 cm x 180 cm

Cleaning tip:

- Hose off with water



565 Soil Guard™

High traction rubber mat with a raised striated design to provide traction. The gripper backing prevents the mat from shifting.

Recommended use:

- Suitable for heavy foot traffic areas
- For loose lay placement indoors or outdoors

Specifications:

- Natural rubber compound
- Bevelled rubber borders on all four sides
- Raised striated design with rubber backing
- Suitable for use in extreme weather
- Overall thickness: 7 mm
- Weight: 6.7 kg per m²

Stock sizes:

- 90 cm x 150 cm

Cleaning tip:

- Hose off with water



Outdoor Loose Lay - Spaghetti


Wayfarer® Series

Loose lay CiTi™ mats with pressed bevelled borders on all four sides. Vinyl loops scrape dirt and moisture off shoes and trap it in the mat which prevents dirt from being tracked into the building. Made from a durable flexible material that is ultra violet resistant, the Wayfarer® mat performs well in different climates

and adapts to any surface. Spaghetti mats do not absorb water. The Wayfarer® line offers a choice of backed versions that ensures minimum movement or an unbacked version that allows water to flow through for maximum drainage.




267 Wayfarer®
16 mm backed



Anthracite (GY)

266 Wayfarer®
14 mm backed



Anthracite (GY)

265 Wayfarer®
10 mm backed



Anthracite (GY)



267 Wayfarer®
16 mm backed

Recommended use:

- Suitable for heavy foot traffic areas
- For loose lay placement indoors or outdoors

Specifications:

- Thick coils (strand diameter 1 mm) of extruded from 100% PVC
- Backing: vinyl (DOP free)
- Pressed borders on all sides
- Overall thickness: 16 mm
- Weight: 6 kg per m²
- Fire rating: EN 13501-1 Bfl-S1

Stock sizes:

- 90 cm x 150 cm
- 120 cm x 180 cm

Colours:

- Anthracite (GY)

Cleaning tip:

- Vacuum clean or wash off with a hose



266 Wayfarer®
14 mm unbacked

Recommended use:

- Suitable for heavy foot traffic areas
- For loose lay placement indoors or outdoors

Specifications:

- Thick coils (strand diameter 1 mm) of extruded from 100% PVC
- Pressed borders on all sides
- Overall thickness: 14 mm
- Weight: 4.8 kg per m²
- Fire rating: EN 13501-1 Bfl-S1

Stock sizes:

- 90 cm x 150 cm
- 120 cm x 180 cm

Colours:

- Anthracite (GY)

Cleaning tip:

- Vacuum clean or wash off with a hose



265 Wayfarer®
10 mm backed

Recommended use:

- Suitable for light to medium foot traffic areas
- For loose lay placement indoors or outdoors

Specifications:

- Fine coils (strand diameter 0.35 mm) of extruded from 100% PVC
- Backing: vinyl (DOP free)
- Pressed borders on all sides
- Overall thickness: 10 mm
- Weight: 3 kg per m²
- Fire rating: EN 13501-1 Bfl-S1

Stock sizes:

- 90 cm x 150 cm
- 120 cm x 180 cm

Colours:

- Anthracite (GY)

Cleaning tip:

- Vacuum clean or wash off with a hose with a hose



Accessories

Bevelled Nosing

- Easy to apply nosing gives on-site cut mats a factory-finished look
- Apply adhesive to thin side of nosing and attach to back of mat

Recommended uses:

- Use on custom cut borders to produce a safe and clean bevelled edge

083 Bevelled Nosing 2 mm

Recommended for articles:

- 015, 019, 117, 118, 123, 175, 179, 185, 193, 199, 380

Available sizes:

- Full rolls: 45.7 m
- Per linear meter
- Per linear meter mounted

084 Bevelled Nosing 4 mm

Recommended for articles:

- 103, 271

Available sizes:

- Full rolls: 30.4 m
- Per linear meter
- Per linear meter mounted

325 Bevelled Nosing 11 mm

Recommended for articles:


- 113, 273, 274, 539

Available sizes:

- Full rolls: 18.3 m
- Per linear meter
- Per linear meter mounted
- Available in black and grey

086 Notrax® Glue

- Used for application of bevelled nosing and Mat Seaming Tape
- Plastic bottle of 50 g



113K Master Trax™ Stitched Bevels

Recommended for articles:

- 113

Available sizes:

- Per linear meter mounted and stitched



Recess Fillers

- Used to adjust the depth of an existing recess or matwell frame.
- To ensure a perfect fit in the recess, select the proper thickness so the mat is flush with the floor and allows proper door closure.
- Three thicknesses available.

093 Recess Fillers 6 mm:

- Full rolls: 120 cm x 10 m
- 120 cm per linear meter



6 mm

094 Recess Fillers 8 mm:

- Full rolls: 120 cm x 8 m
- 120 cm per linear meter



8 mm

095 Recess Fillers 10 mm:

- Full rolls: 120 cm x 6 m
- 120 cm per linear meter



10 mm

090 Mat Hold™

- Needle punched polyester mesh pad adheres to floor and back of mat
- Reversible material. White side down is suitable for use on carpet. Grey side down is suitable for use on hard floors.
- Ensures an almost immobile mat yet does not transfer adhesive to carpet or tile
- Recommended application is to place pad approximately 10 cm from edge of mat bottom surface

Recommended uses:

- For placement under loose lay mats to prevent indoor carpet mats from shifting

Full rolls:

- 60 cm wide
- 91 cm wide

Custom Lengths:

- Per linear meter in 60 cm or 91 cm widths





Justrite Safety Group



Since its humble beginnings as a small family-owned company in 1948, our commitment has been to make quality products and to continue looking for innovative ways of serving our customers. Notrax® operates manufacture facilities in Mississippi and Illinois in the United States and Barendrecht in The Netherlands. Now, as part of the Justrite Safety Group, we excel in the design and manufacturing of anti-fatigue and safety matting for industrial and commercial applications.

Dust Control Matting

- Entrance Mats
- Logo and Custom Printed Mats
- Contract and Installation Matting
- Entrance Matting Systems
- Indoor Carpet Mats
- Outdoor Scraper Mats
- Entrance Mat Accessories

To learn more about our full portfolio of products, please visit [notrax.eu](https://www.notrax.eu)